



**Dashboard
& Analytics**



Having meaningful fleet data enables dynamic, **insightful business decisions** to be made. However, to make these effective decisions, you need instantaneous access to accurate fleet and driver behaviour reports.

Tracker Dashboard and Analytics

is a powerful fleet management tool, autonomously processing an incredible amount of fleet data and displaying this information in an easy-to-understand visual dashboard format. This gives you an accurate overview of your entire fleet and drivers, allowing you to make effective, impactful decisions with confidence.

Gain an encompassing overview, as well as in-depth detailed insight into your fleet's performance; categorized by: KPIs (key performance indicators), driver & vehicle safety, fleet utilisation, driver behaviour and trips.

With Tracker Dashboard and Analytics, you're able to monitor and compare overall behaviour scores, and even focus on specific or individual behaviours.

Gain meaningful data and predict behaviour trends on parameters such as speeding, acceleration, distance, braking, cornering, drive time and even idling events, allowing for an unprecedented level of effective fleet management through detailed reporting.



KPIs
(key performance indicators)



**Driver &
vehicle safety**



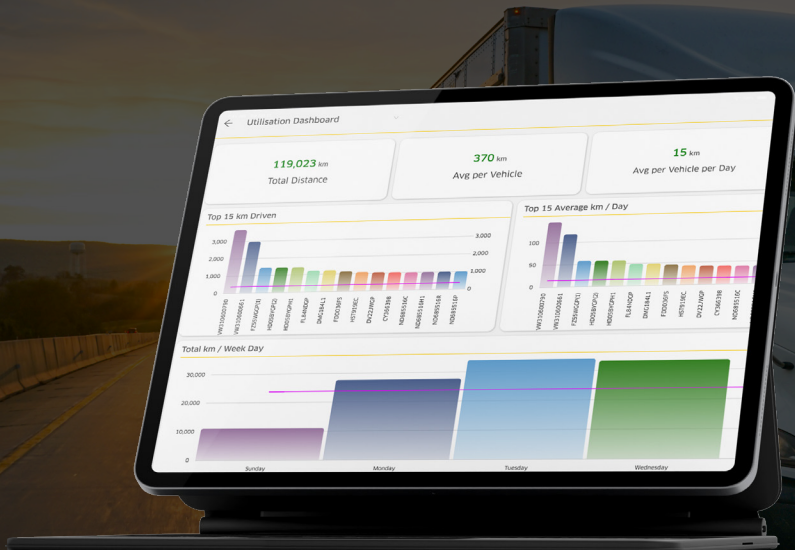
**Fleet
utilisation**



**Driver
behaviour**



Trips



By tracking the times and distances travelled of every vehicle in your fleet, Tracker Utilisation Dashboard gives you the power to manage a streamlined and cost-effective operation.

By analysing your most cost-effective travel times and identifying your top performing vehicles and delivering this information in comprehensive weekly and monthly reports, you're able to easily optimise the use of your fleet and ensure cost-effectiveness across the board.





KPI DASHBOARD

The KPI Dashboard saves you valuable time, by eliminating the need to spend hours sifting through telematics information for effective fleet management.

Simple and highly intuitive, KPI Dashboard provides you with the fluid data to easily identify the areas where your fleet is excelling, and areas where there is room for improvement. Optimize your fleet operations with confidence, with the KPI Dashboard.



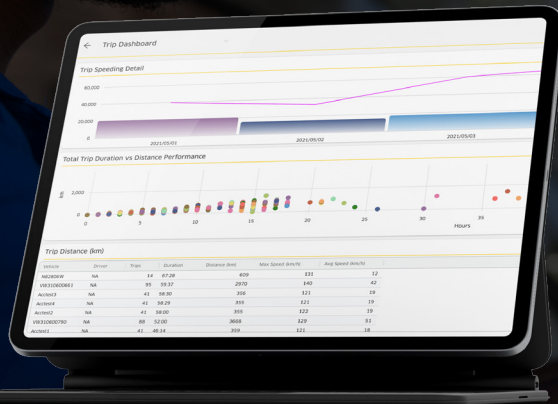




BEHAVIOUR DASHBOARD

Reckless and aggressive driver behaviour patterns is a major contributor to vehicle wear and tear, which often results in unnecessary downtime and maintenance costs. Monitoring these behaviours proved to be challenging in the past, but with the Behaviour Dashboard you're now able to hold each driver accountable for their driving behaviours with evidential, detailed data.

This level of accountability leads to better driving patterns, which ultimately results in fewer accidents and reduced maintenance costs.

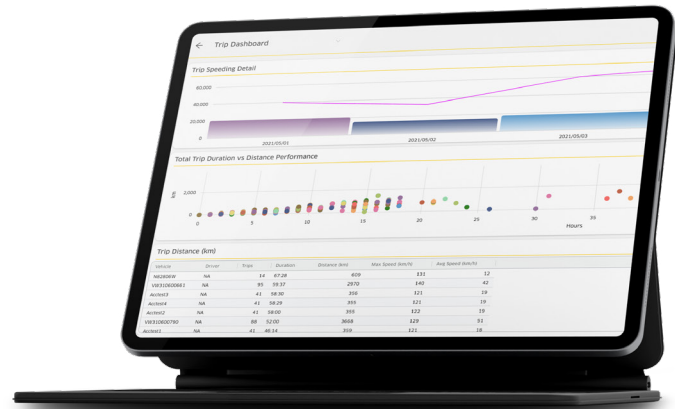




TRIPS AND LOCATION DASHBOARD

Relying on dated technology to accurately track your entire fleet's daily movements can be challenging, and often complicated for fleet managers. With Tracker's Trip and Location Dashboard, all this information is seamlessly integrated into a single, easy-to-use dashboard.

You're able to view the routes, speeds and average travel times of each vehicle. This powerful functionality allows you to make performance comparisons across your entire fleet within a few clicks, keeping them perfectly on track at all times.







SAFETY DASHBOARD

Tracker's Safety Dashboard has proven to be an invaluable tool for mitigating risks associated with driver and vehicle safety. Safety Dashboard allows you to easily identify risky driving behaviour, allowing you to keep tabs on your entire fleet's safety.



Being able to do so by pinpointing the top contributors towards dangerous practises relating to speeding, braking, acceleration, cornering and driver fatigue levels; you'll be able to better manage risk and take appropriate steps to ensure driver and vehicle safety.

